A stylized graphic of a person's head and shoulders, rendered in orange and white. The person is shown in profile, facing right, with their hand resting on their chin in a thoughtful pose. The background consists of large, flowing, organic shapes in shades of orange and white, creating a sense of movement and depth.

Superintendent Search Survey Results

Farmington Area Public Schools

March 3, 2020

Superintendent Search Survey Results



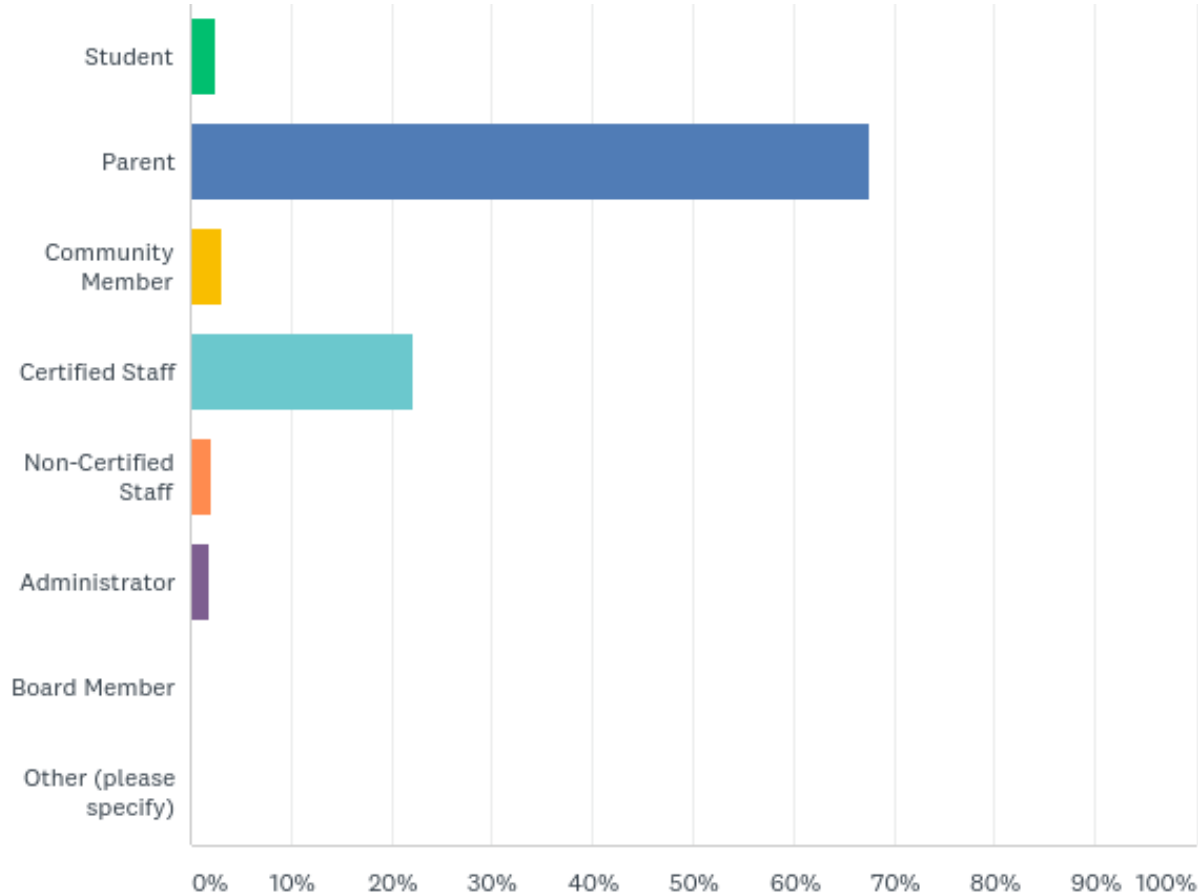
433

Total Responses

Date Created: Thursday, February 06, 2020

Complete Responses: 433

Q1. Which best describes the group you represent?

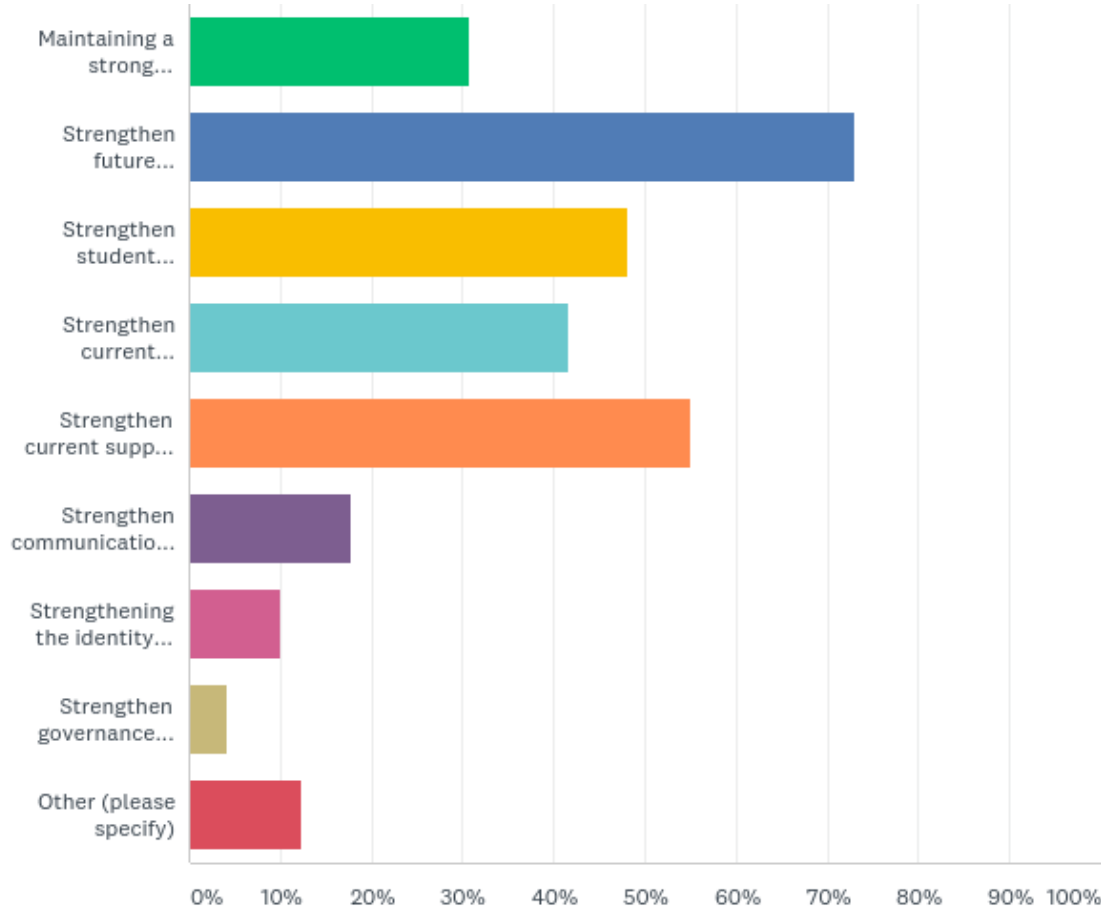


Q1. Which best describes the group you represent?



ANSWER CHOICES	RESPONSES	
Student	2.54%	11
Parent	67.67%	293
Community Member	3.23%	14
Certified Staff	22.17%	96
Non-Certified Staff	2.08%	9
Administrator	1.85%	8
Board Member	0.23%	1
Other (please specify)	0.23%	1
TOTAL		433

Q2. Choose the three most important goals for Farmington Area Public Schools to accomplish over the next three year period.

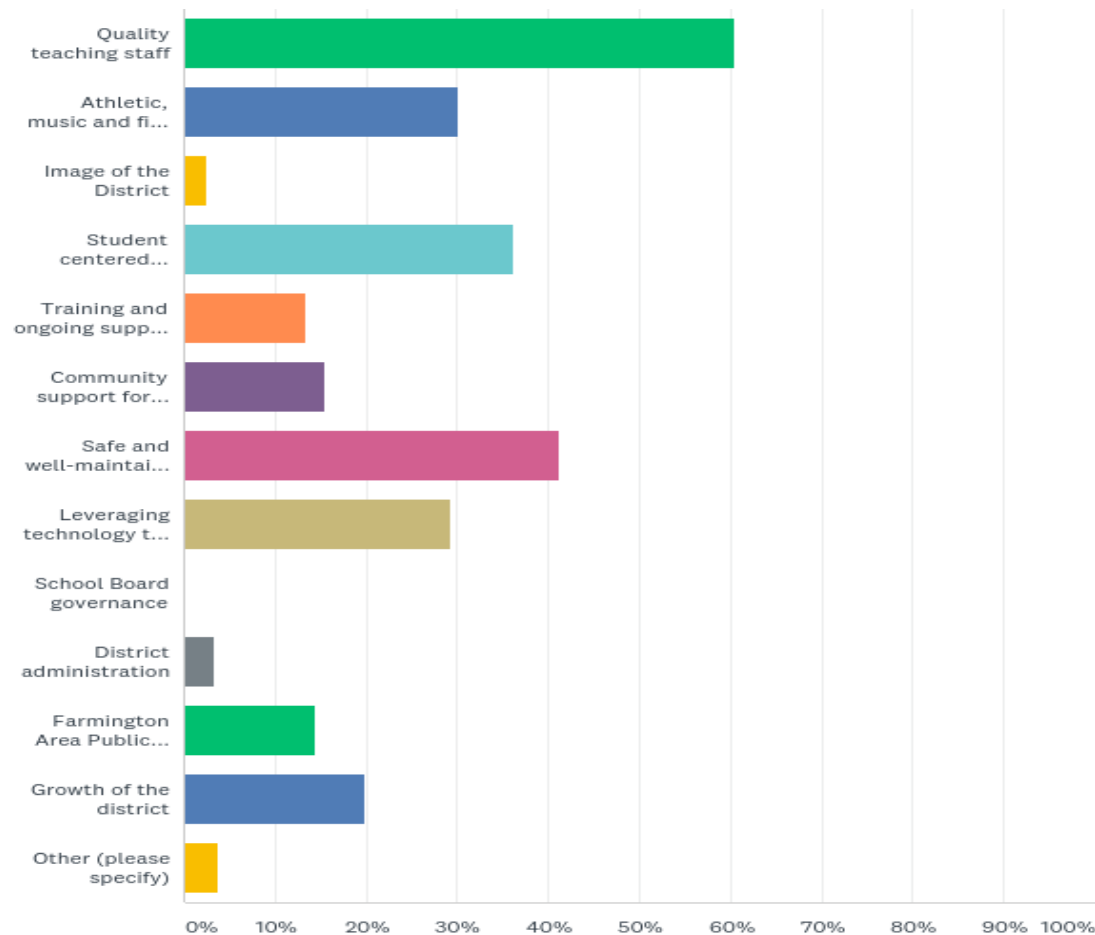


Q2. Choose the three most important goals for Farmington Area Public Schools to accomplish over the next three years



ANSWER CHOICES	RESPONSES
Maintaining a strong financial position	30.79% 133
Strengthen future readiness of each student	72.92% 315
Strengthen student achievement	48.15% 208
Strengthen current learning environments	41.67% 180
Strengthen current support for learning – reading, math, science, competency-based learning	55.09% 238
Strengthen communication and relationships with the community	17.82% 77
Strengthening the identity of the District	9.95% 43
Strengthen governance process of the School Board	4.17% 18
Other (please specify)	12.27% 53
Total Respondents: 432	

Q3. What do you consider the three greatest strengths of the district?

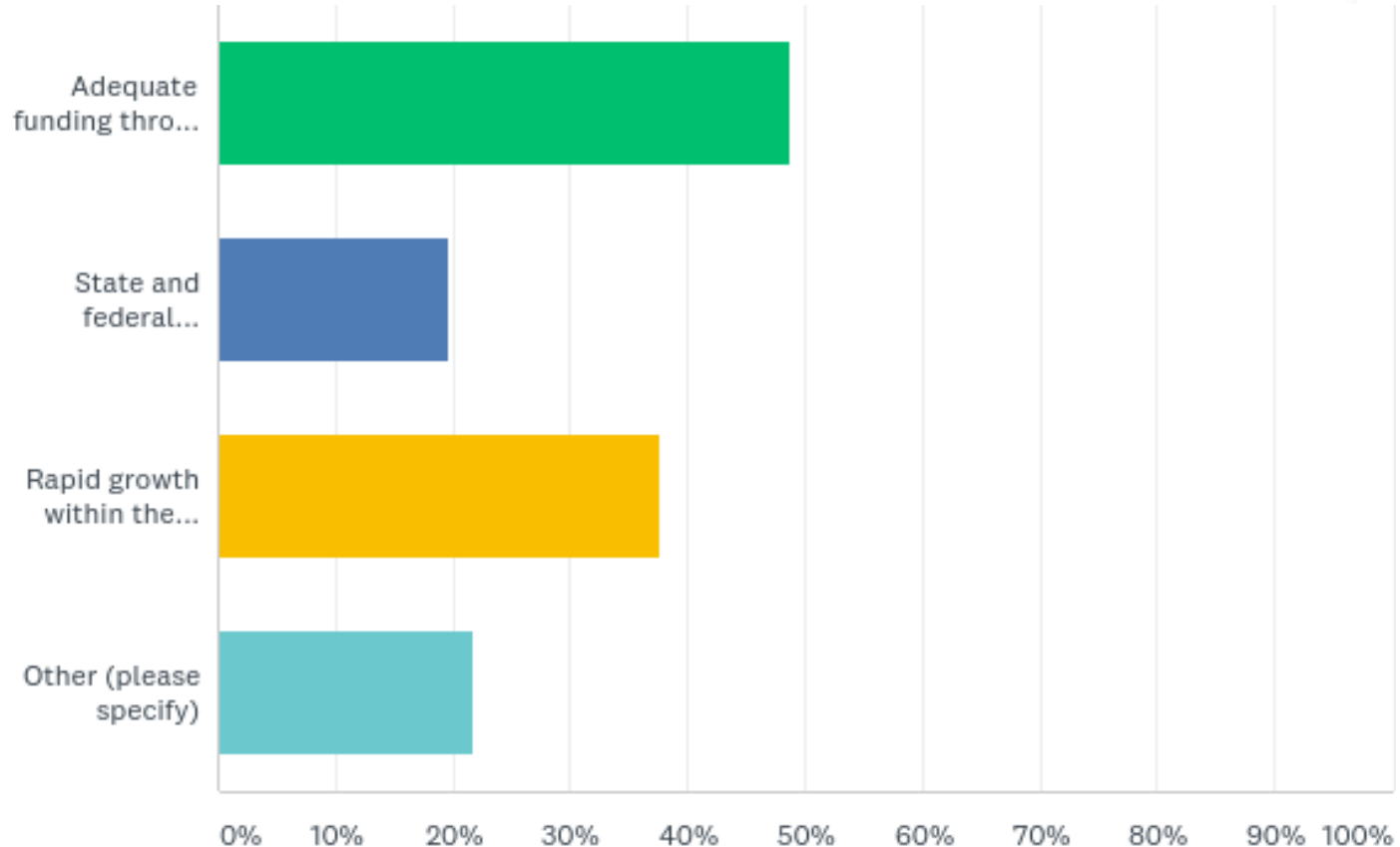


Q3. What do you consider the three greatest strengths of the district?



ANSWER CHOICES	RESPONSES	
Quality teaching staff	60.56%	261
Athletic, music and fine arts opportunities for students	30.16%	130
Image of the District	2.55%	11
Student centered learning environments	36.19%	156
Training and ongoing support for classroom instruction	13.46%	58
Community support for education	15.55%	67
Safe and well-maintained facilities	41.30%	178
Leveraging technology to support student learning	29.23%	126
School Board governance	0.23%	1
District administration	3.25%	14
Farmington Area Public School's vision for the future	14.39%	62
Growth of the district	19.95%	86
Other (please specify)	3.71%	16
Total Respondents: 431		

Q4. What are the greatest challenges or barriers to achieving these goals?

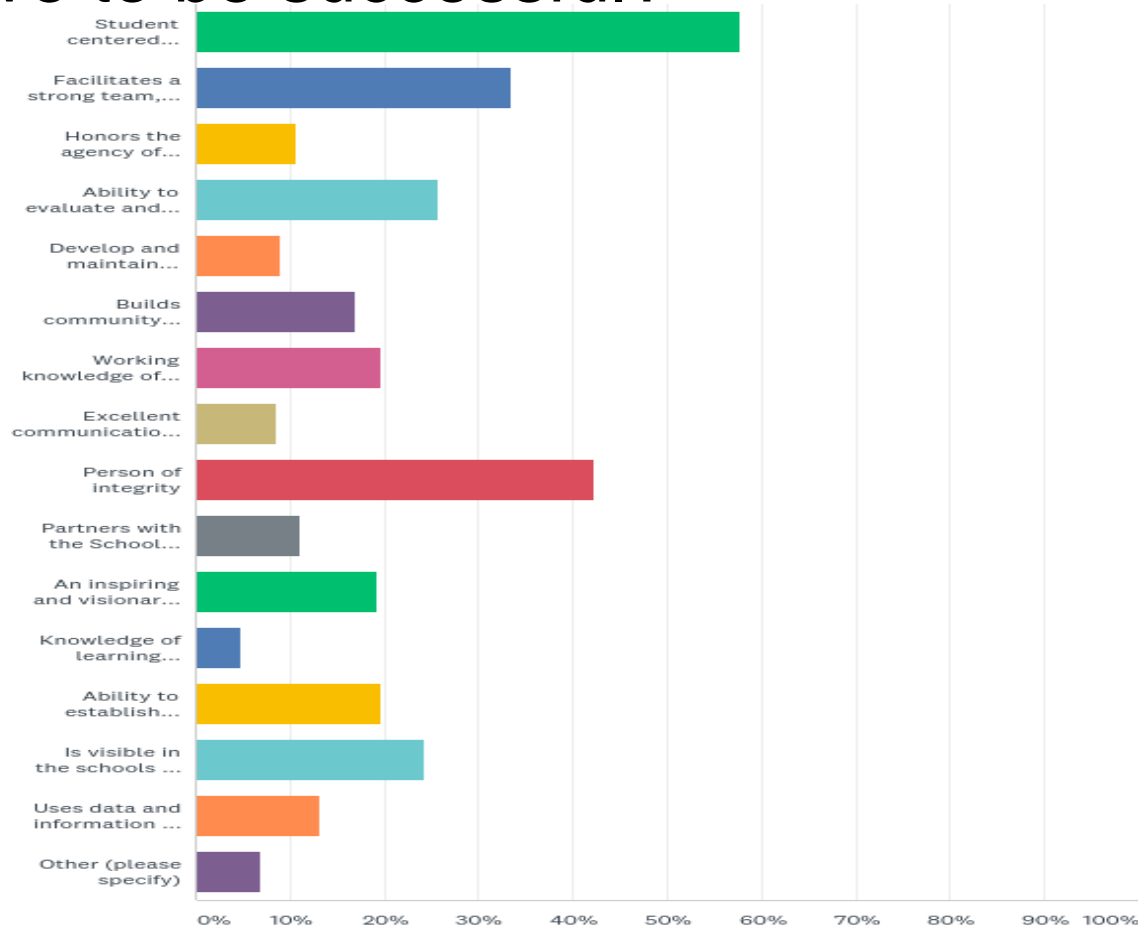


Q4. What are the greatest challenges or barriers to achieving these goals?



ANSWER CHOICES	RESPONSES	
Adequate funding through state and federal sources	48.69%	204
State and federal mandates	19.57%	82
Rapid growth within the district	37.71%	158
Other (please specify)	21.72%	91
Total Respondents: 419		

Q5. What are the three most important characteristics/skills the next superintendent must have to be successful?



Q5. What are the three most important characteristics/skills the next superintendent must have to be successful?



ANSWER CHOICES	RESPONSES	
Student centered approach to learning, puts learners first	57.74%	250
Facilitates a strong team, supports and develops others	33.49%	145
Honors the agency of others	10.62%	46
Ability to evaluate and make informed decisions	25.64%	111
Develop and maintain community partnerships	9.01%	39
Builds community support for schools	16.86%	73
Working knowledge of school finance and the business aspects of education	19.63%	85
Excellent communication, public speaking and presentation skills	8.55%	37
Person of integrity	42.26%	183
Partners with the School Board to set the strategic direction of the district	11.09%	48
An inspiring and visionary approach to the future	19.17%	83
Knowledge of learning science	4.85%	21
Ability to establish rapport, is approachable and easy to talk to	19.63%	85
Is visible in the schools and the community	24.25%	105
Uses data and information to make decisions	13.16%	57
Other (please specify)	6.93%	30
Total Respondents: 433		